



WHAT YOU SHOULD KNOW ABOUT FENIX ...

A MATERIAL WITH UNIQUE PROPERTIES

FENIX products are an innovative nanotech material and are made of paper (over 60%) and thermosetting resins (30 - 40%). FENIX products are created by a pressing process in which heat and pressure are applied simultaneously to obtain a homogeneous, non-porous product.

The core structure consists of paper impregnated with thermosetting resins. The unique character of Fenix® is formed by the top layer, which is implemented with the help of nanotechnology and consists of the latest generation of acrylic resins, which are cured and fixed using the Electron

Beam Curing procedure. This state of the art manufacturing process gives Fenix® a number of unique properties, including low light reflection, a beautiful and soft "touch" in addition to an extremely matt surface on which fingerprints are invisible. With low light reflectivity, the FENIX surface is extremely opaque, soft to the touch and anti-fingerprint. Thermal repair of superficial micro-scratches is also possible.

THE MOST IMPORTANT FEATURES AT A GLANCE



Low light reflection,
extremely matt surface



Soft Touch




Insensitive to
fingerprints



Easy to clean



Insensitive to dry heat

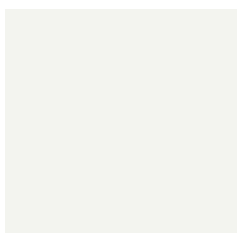


Lightfast




Thermal removal of
superficial scratches

COLOURS AT A GLANCE



K4318 (KS) white



K4319 light grey




K4312 beige




K4315 Organza




K4328 (KR) olive green




K4330 (KP) bordeaux



K4331 (KO) night blue



K4320 (KN) anthracite



K4317 (KJ) black

Continued on page 2



WHAT YOU SHOULD KNOW ABOUT FENIX ...

CARE AND CLEANING

The surface of FENIX uses nanotechnology and a new generation of resins. Thanks to this technology FENIX offers special properties: in addition to a particularly matte appearance and a velvety soft feel, FENIX also has impressive anti-fingerprint properties and the ability to thermally repair scratches.

This innovative material is easy to clean and requires no special care. In fact, it is much easier to clean than conventional laminates and is resistant to mould. It is antibacterial and antistatic, abrasion-resistant and particularly scratch-resistant. It has a particularly high resistance to chemicals and solvents and can therefore come into contact with all common household cleaners.

MAINTENANCE CARE

FENIX should be cleaned regularly, but does not require special care. Simply wiping with a damp cloth is sufficient. All common household cleaners or disinfectants are perfectly usable for cleaning. Particularly good cleaning results can be achieved by using a dirt eraser and some washing-up liquid.

SPECIAL CARE

In case of heavy dirt which cannot be removed with standard household cleaners, we recommend cleaning with white spirit and a dirt eraser. In case of scratches we recommend removal with a dirt eraser, or ask our qualified staff. To do this, please follow the special instructions below for repairing

RECOMMENDED CLEANING

Type of dirt	Recommended cleaning
Syrup, fruit juice, milk, tea, coffee, wine, soap, paint	Moist sponge or dirt eraser
Animal fats, sauces, dry blood, dried alcohol, egg	Dirt eraser with detergent
Adhesive, dried organic waste, chewing gum	Dirt eraser with hot water and detergent
Hairspray, edible oil, wax, biro, make-up, marker pen, graffiti	Alcohol or benzine with a dirt eraser
Nail polish, graffiti	First remove nail polish with nail polish remover (on a cloth or paper towel) and then clean the surface with a dirt eraser, or remove graffiti with white spirit and dirt eraser.
Synthetic oil paints	Nitro thinner with a damp cloth
Neoprene adhesive	Trichloroethane with a damp cloth
Silicone residues	Scrape off carefully with a wooden or plastic spatula without damaging the surface
Lime	Cleaner with max. 10% acetic or citric acid

GENERAL RECOMMENDATIONS

For the best cleaning result, it is important to follow some basic rules:

- Although the surface is very hard-wearing, you should never work with cleaners containing abrasive substances or sponges made of abrasive material. Please also do not use steel wool for cleaning.
- Cleaners with a high percentage of acid should not be used as they can leave stains.
- Solvents should only be used with a clean cloth. Any streaks can be removed with a damp cloth.
- Please do not use furniture polish or wax-based cleaners, as these can leave a sticky surface which stains more easily.